







## HANDBALL

**HOW TO PLAY:**

1. Label squares 1, 2, 3 and 4. Square number 1 is called the 'lead' square.	
2. 4 players stand in one of the four squares.	
3. Extra players form a line and wait for a turn.	
4. The lead square (1) starts and bounces the ball to another player.  • E.g., Player one bounces to player two	
5. The person receiving the ball bounces it to another player.  • E.g., Player two bounces to player three	
6. A person is out if: <ul style="list-style-type: none"><li>• The ball goes outside of the lines</li><li>• The ball double bounces in your square</li><li>• The ball is hit on the full (no bounce)</li></ul>	
7. If someone gets out, they swap with someone waiting in the line.	

Acknowledgement: Thanks to Autism Queensland

