




PART

MY STORY

In my own words







inclusionED
supporting diverse learners


SETTING

Who?

WHO is in the story?

WHO are the characters?

WHO is the main character?





SETTING

Where? When?

WHERE does the story start?
 WHEN does the story start?
 WHEN does the story take place?

WHERE is the character at the start?










SETTING

What?

 WHAT is the character thinking?
 WHAT are they thinking?

 WHAT is the character feeling?
WHAT are they feeling?







inclusionED
supporting diverse learners

PLOT

What?



WHAT happened?

WHAT event happened?

WHAT happened to...?

WHAT did the character do to start?

WHAT was the problem?







PLOT

How?

♥ HOW did the character feel about that?
HOW did they feel about that?

☁️ WHAT did they think about that?






PLOT

Plan

What did the character PLAN to do?
What did they PLAN to do?








inclusionED
supporting diverse learners

PLOT

Try

What did they TRY to do?







inclusionED
supporting diverse learners

ENDING


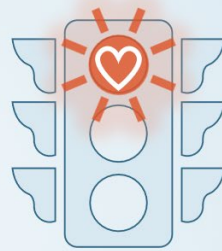


What? How?

WHAT was the end?

WHAT happened at the end?

HOW did the character feel about that?







SETTING

The End







Assembly

A4 page 297x210 mm

Panel 1 105x105 mm Which is the dimension of this PPT slide ✂	Fold line	Panel 2 105x105 mm	Fold line	Panel 3 87x105 mm Assemble / glue behind Panel 4
Panel 4 105x105 mm		Panel 5 105x105 mm		Panel 6 87x105 mm Cut off or Assemble behind Panel 7 printed on second A4 page

Size comparison Panel 4 (105x105 mm)



Image source: Pinterest [pin_20829217015155589](https://www.pinterest.com/pin/20829217015155589)

